










Helping my baby learn through play: 12 to 24 months old

IMAGINARY AND EXPLORATIVE PLAY.

Play Idea			How does it help my baby?
<p>Pretend Play</p> 			<p>Helping my child learn through imitating</p> <ul style="list-style-type: none"> Encouraging the use of toys/objects that imitate adult activities (saucepans, hoovers, brushes, etc.) Inviting your child to 'help' with household tasks Imitating your child's actions, and then continuing play by adding additional steps (feeding dolls, pretend drinking) Playing dressing-up games with hats, shoes, etc. Adding descriptive words: "You're giving the teddy dinner! Teddy is hungry" "you are so kind"
<p>Shape Sorter</p> 	<p>Mega Blocks</p> 	<p>Insert Puzzles</p> 	<p>Helping my child learn through exploring</p> <ul style="list-style-type: none"> Facilitating object manipulation, turning them around Encouraging problem solving and concentration Helping coordinate hands and eyes Stimulating visual perception (copying a structure such as a train or a bridge) Playing to Identify and match pictures <p>Note: To make it easier, model how to do it.</p>
<p>Crayons</p> 			<p>Helping my child learn through mastering their hands</p> <ul style="list-style-type: none"> Painting or making marks with crayons. It helps develop strength and finger control. It is the beginning of hand preference.
<p>Books</p> 			<p>Boosting my child's language</p> <ul style="list-style-type: none"> Pointing and naming pictures in books Talking about the story together while reading Encouraging to imitate actions from the story (e.g. jump like the frog in the book, bark like the dog) Encouraging to hold the book and turn pages <p>Note: Babies have likes and dislikes. Let them decide which books to read.</p>
<p>Football</p> 	<p>Push and pull toys</p> 	<p>Climbing</p> 	<p>Helping my child develop physical skills</p> <ul style="list-style-type: none"> Using a walker that is weighted on the front to promote and practice walking. Playing football to develop balance and coordination Providing cushions or small and safe steps to climb under your supervision to develop muscular strength and coordination.

Did you know? Babies at this age will imitate much of the world around them. They act out what they have experienced by themselves. Also, they are often able to feed themselves, although it is messy. Reading stories and naming objects is a great way to develop their language skills.

Play is how a child learns. This leaflet was created to provide ideas for activities which can support development of language, cognition and motor skills. The focus is not on specific brands of toys and this is not an extensive list. Development varies from child to child and if you have any concerns about your child speak to your GP or health visitor.

© 2018 by B. Hutchon and S. Powell –Paediatric Occupational Therapy Dept. Royal Free London with Dr. A. Fernandez-Neonatologist San Jose Hospital, Chile. Our deepest thanks to the many parents and colleagues who contributed to this leaflet.

Tips to improve engaging in Play with 12 to 24 months old:


Building skills

Learning to play cooperatively



Promote spending time with other children.
Let your child explore on their own but keep close supervision.

Encourage everyday skills



Encourage your child to use a spoon, drink from a cup, take off a hat, etc.
This involve big and small muscles movements, and your child's ability to think about what he/she is doing.

Language: Chat with your child



Research has found that the more parents talk with their children, the larger vocabularies those children develop. These children also use more advanced sentence structures.

Remember the importance of...

Imaginary Play



Let your child to use trains, blocks, play kitchens, empty containers, boxes.
Encourage playing house, doctor or a make-believe tea party.

Pretend Play



When playing with your child, imitate his/her actions and then add interesting 'twists' such as inviting child to perform a new activity with the objects e.g use a napkin as a blanket

Social-Emotional Growth



Your child is learning to be more independent and "No" becomes his/her favourite word.

Keeping your child safe...

Be there for your child



Be nearby while he/she plays and explores gives. It gives your child the confidence to try new things on his/her own and helps build independence and self-confidence

Home Safety



Keep household chemicals and medicines out of reach.
Lock away hand tools and other dangerous items.
Supervision is one of the keys to home safety.

Continue to avoid screen time



Some studies show that children who watch TV or have screen time can have poorer concentration and poorer language development.

Did you know? Children of this age have a lot of energy and can be fearless so they need constant supervision. They need to learn about safety and have boundaries.

Play is how a child learns. This leaflet was created to provide ideas for activities which can support development of language, cognition and motor skills. The focus is not on specific brands of toys and this is not an extensive list. Development varies from child to child and if you have any concerns about your child speak to your GP or health visitor.

© 2018 by B. Hutchon and S. Powell –Paediatric Occupational Therapy Dept. Royal Free London with Dr. A. Fernandez-Neonatologist San Jose Hospital, Chile. Our deepest thanks to the many parents and colleagues who contributed to this leaflet.